

# Appendix 4 – 2023/24 Q4

## CLIMATE CHANGE, BIOSPHERE AND WASTE

**Cabinet Member:** Councillor Lora Peacey-Wilcox

**Portfolio Responsibilities:**

- AONB
- Countryside Management
- Parks and Open Spaces
- Biosphere
- Climate Change and Environment
- Playing Fields and Sports Grounds
- Allotments
- Amenity Land Hire
- Beach Huts
- Waste Collection
- Waste Disposal
- Forest Road Waste Recovery Park
- Household Waste
- Recycling Centres
- Commercial Waste Recycling Centres
- Closed Landfill Sites
- Littering and Fly Tipping

### Performance Measures

**Total number of garden waste subscribers**

**Aim:** Increasing the number of garden waste subscribers.

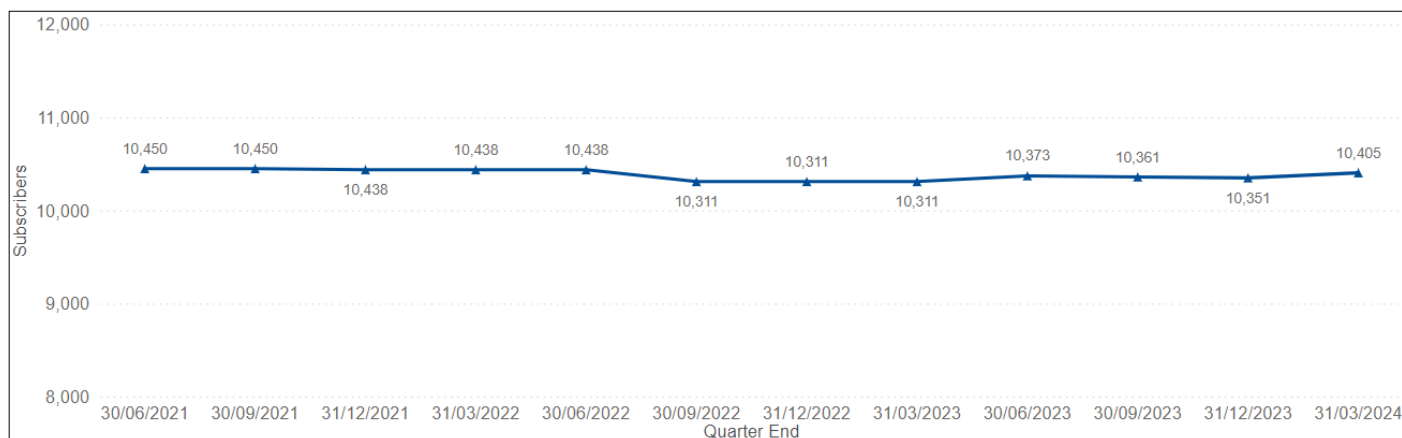
**UN Sustainable Development Goal:** 13

**Most Recent Status:** March 2024

**Monitoring Measure**

**Previous Status:** December 2023

**Monitoring Measure**



- The number of garden waste subscribers dropped by 12 over Q3 but remains above the same period last year (10,311 in 2022-23 and 10,351 in 2023-24).

**Percentage of domestic waste diverted from landfill**

**Aim:** 90 percent of domestic waste is diverted from landfill.

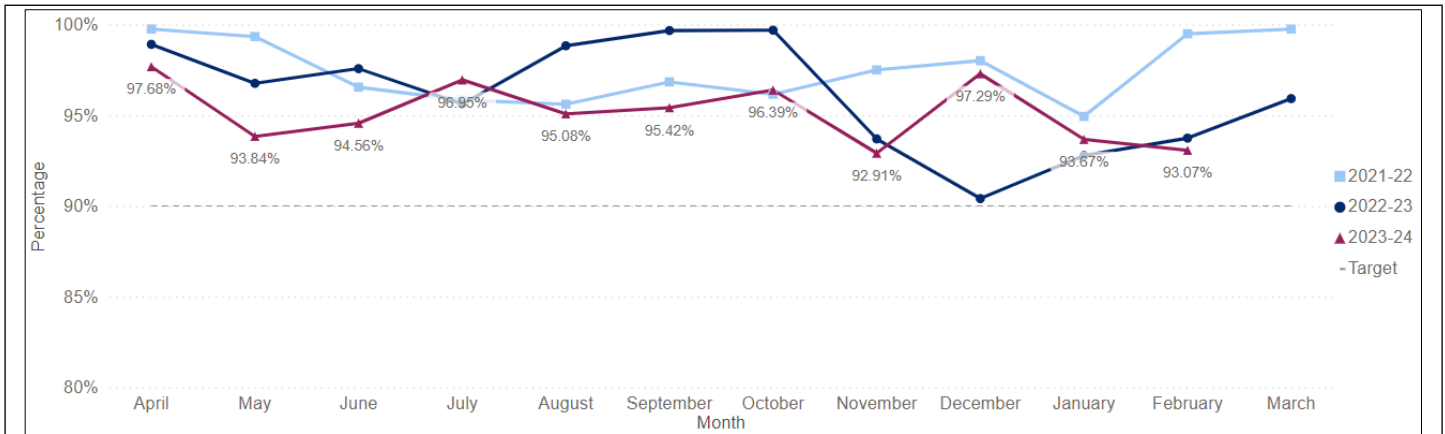
**UN Sustainable Development Goal:** 13

**Most Recent Status:** February 2024

**Monitoring Measure**

**Previous Status:** October 2023

**Monitoring Measure**



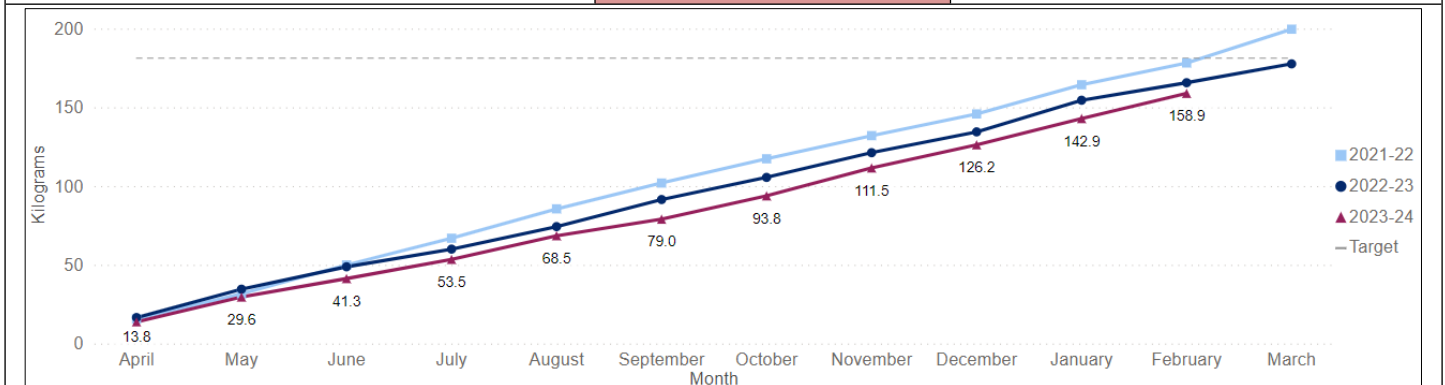
- Thalia Waste Management Limited provide a monthly report, approximately 6 to 8 weeks in arrears. Data for March will be made available in quarter 1.
- Diversion rates are lower than during the same period last year (93.07 for 2023-24 against 93.74 for 2022-23) however, rates remain well above the target 90 percent, as they have been consistently throughout the last three years.

**Reduction in residual (LACW) household waste per person**

**Aim:** Reduction in residual household waste per person is 181.19 kilograms by end of year.

**UN Sustainable Development Goal:** 13

<b>Most Recent Status:</b> February 2024	<b>RED</b>
<b>Previous Status:</b> October 2023	<b>RED</b>



- Thalia Waste Management Limited provide a monthly report, approximately 6 to 8 weeks in arrears. March data will be made available in quarter 1.
- We are currently below the same period last year in terms of reduction in kilograms for February (158.9 for 2023-24 and 165.67 for 2022-23).
- We are below the end of year target of 181.19 kilograms.

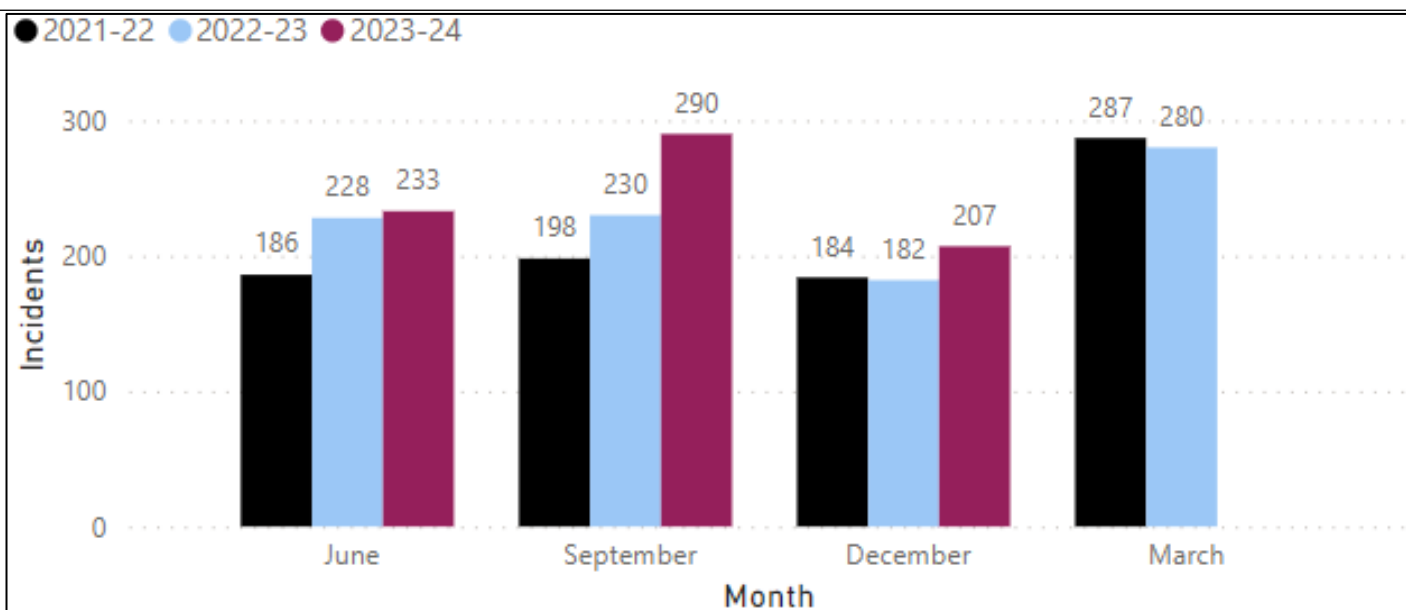
**Number of fly-tip incidents and actions taken**

**Aim:** Not applicable.

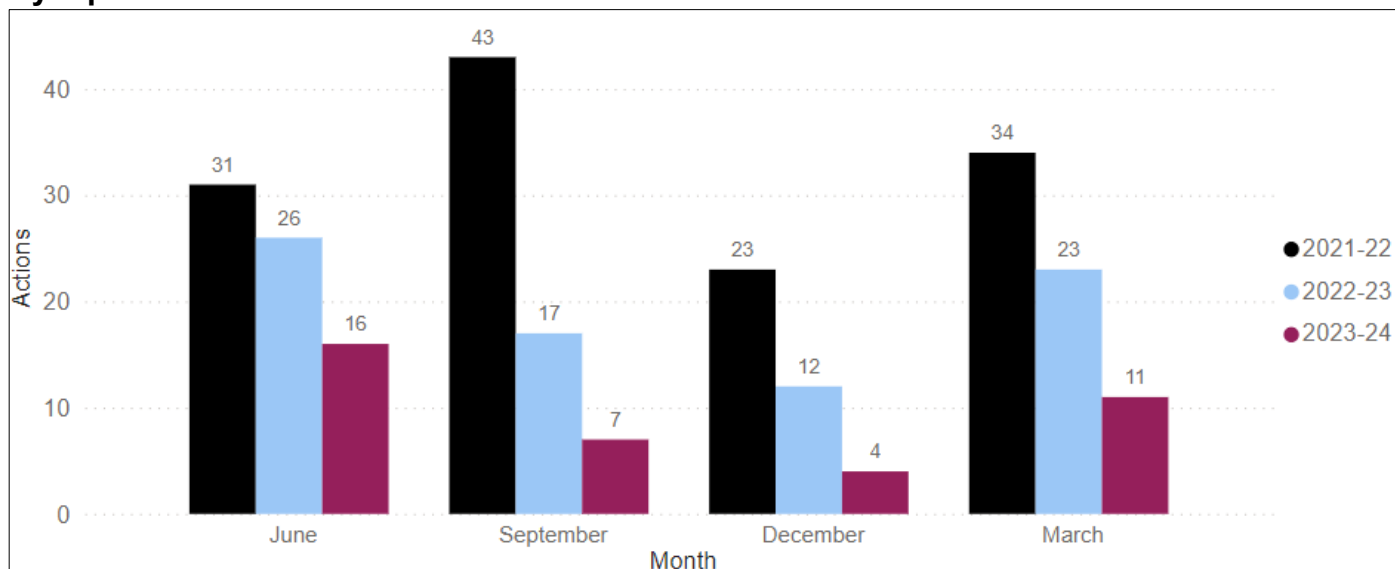
**UN Sustainable Development Goal:** 13

<b>Most Recent Status:</b> December 2023	<b>Monitoring Measure</b>
<b>Previous Status:</b> September 2023	<b>Monitoring Measure</b>

**Fly Tip Incidents**



**Fly Tip Actions**



- Fly tip incident data will be made available during Q1.
- There was a total of eight investigations, two fixed penalty notices issued (and paid), and one duty of care inspection.

**Number of island schools and colleges participating in the Eco Schools programme**

**Aim:** Increase in the number of schools participating

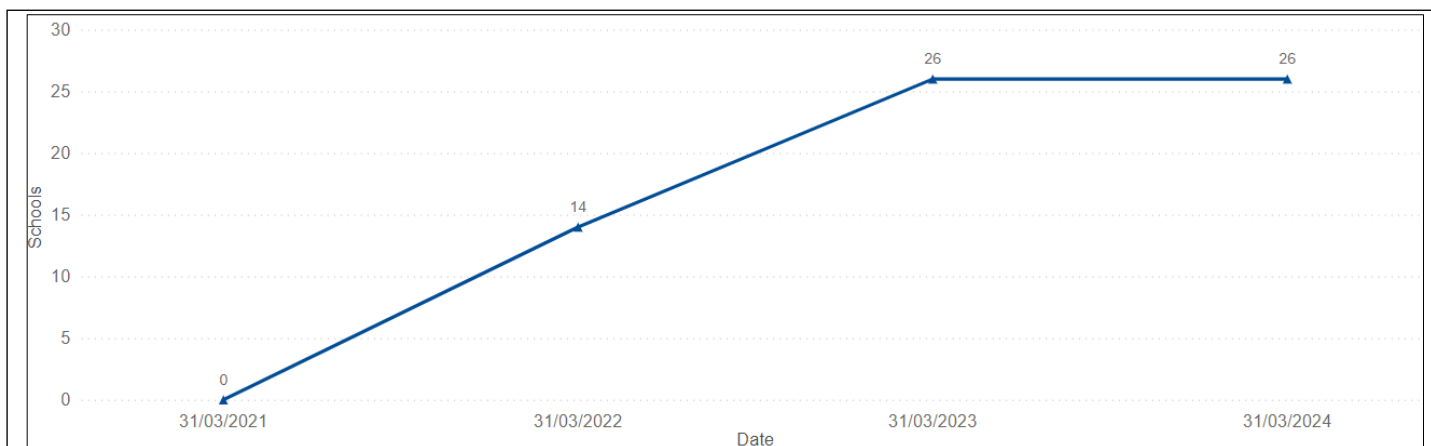
**UN Sustainable Development Goal:** 13

**Most Recent Status:** March 2024

**Monitoring Measure**

**Previous Status:** March 2023

**Monitoring Measure**



- There has been no change in the number of island schools and colleges participating in the Eco Schools programme over 2023-24.

### Service Updates - Key Aspirations and Ongoing Business

#### The following activity supports UN Sustainable Development Goal 12:

The Council is promoting the Warmer Homes Programme. This programme provides fully funded energy saving improvements for homes on the Island, such as insulation, air source heat pumps (ASHP) and solar panels.

#### The following activity supports UN Sustainable Development Goal 13:

The Council continues to provide Carbon Literacy Training, with the next session scheduled for June.

A Green Impact award was submitted for County Hall and 46SS. An audit took place, the scores moderated, and a gold award achieved. The awards ceremony took place on 15 March and 12 businesses received a Green Impact award.

The Climate and Sustainable Development: Impact Assessment Tool was implemented during quarter 3 and is has been included in council decision papers since November. The project closedown report was completed, and the tool handed over to business as usual.

### Strategic Risks

**Failure of the Waste contract resulting in significant financial and operational disruption for the council and its residents**

**Assigned to: Director of Community Services**

Inherent score	Target score	Current score (February 24)
16 VERY HIGH	5 LOW	12 HIGH
Previous scores		
November 23	September 23	June 23
8 MEDIUM	8 MEDIUM	8 MEDIUM
<b>Increase in risk score</b>		

